

# PENGUINS HOME LEARNING PACK

## General Activities to keep busy:

### Non-screen activities you can do at home

Pobble

25 ideas!

What can you do when there's no school and you're stuck at home? Here are 25 fun ideas to choose from.

**1** How many different words can you make from the letters in this sentence, below? Grab a pencil and paper and write a list!

'Learning from home is fun'

**2** Thank a community hero. Think of someone that helps you in some way and write a short letter to thank them.

Thanks!

**3** Get building! You could build a Lego model, a tower of playing cards or something else!



**4** Can you create your own secret code? You could use letters, numbers, pictures or something else! Can you get someone else to try and crack it?

**5** Start a nature diary. Look out of the window each day and keep note of what you see. Birds, flowers, changes in the weather, what else?

**6** Hold a photo session. Use a camera or a mobile phone to take some snaps. What will you photograph? Your pets or toys perhaps?

**7** Build a reading den. Find somewhere cosy, snuggle up and read your favourite book!



**8** Use an old sock to create a puppet. Can you put on a puppet show for someone?



**9** Make a list of all the electrical items in each room of your home. Can you come up with any ideas to use less electricity?

**10** Design and make a homemade board game and play it with your family.



**11** Do something kind for someone. Can you pay them a compliment, make them something or help them with a task?



**12** Can you create a story bag? Find a bag and collect items to go in it that relate to a well known story. If you can't find an item, you could draw a picture to include.

**13** List making! Write a list of things that make you happy, things you're grateful for or things you are good at.



**14** Design and make an obstacle course at home or in the garden. How fast can you complete it?



**15** Can you invent something new? Perhaps a gadget or something to help people? Draw a picture or write a description.



**16** Keep moving! Make up a dance routine to your favourite song.



**17** Write a play script. Can you act it out to other people?



**18** Read out loud to someone. Remember to read with expression.



**19** Write a song or rap about your favourite subject.



**20** Get sketching! Find a photograph or picture of a person, place or object and sketch it.



**21** Junk modelling! Collect and recycle materials such as yoghurt pots, toilet rolls and boxes and see what you can create with them.

**22** Draw a map of your local area and highlight interesting landmarks.



**23** Write a postcard to your teacher. Can you tell them what you like most about their class?

**24** Draw a view. Look out of your window and draw what you see.



**25** Get reading! What would you most like to learn about? Can you find out more about it in books? Can you find a new hobby?

Listed below are some activities to do with your child related to some different subject areas.

## English

1. Practise spellings on spelling shed – new spellings will continue to be put up on Mondays. Word lists for extra practise can be found below:

New Curriculum Spelling List Years 3 and 4					
accident	centre	experience	important	ordinary	reign
accidentally	century	experiment	interest	particular	remember
actual	certain	extreme	island	peculiar	sentence
actually	circle	famous	knowledge	perhaps	separate
address	complete	favourite	learn	popular	special
although	consider	February	length	position	straight
answer	continue	forwards	library	possess	strange
appear	decide	fruit	material	possession	strength
arrive	describe	grammar	medicine	possible	suppose
believe	different	group	mention	potatoes	surprise
bicycle	difficult	guard	minute	pressure	therefore
breath	disappear	guide	natural	probably	though
breathe	early	heard	naughty	promise	thought
build	earth	heart	notice	purpose	through
busy	eight	height	occasion	quarter	various
business	eighth	history	occasionally	question	weight
calendar	enough	imagine	often	recent	woman
caught	exercise	increase	opposite	regular	women



## New Curriculum Spelling List Years 5 and 6

twinkl [www.twinkl.co.uk](https://www.twinkl.co.uk)

accommodate	communicate	equip	immediately	physical	sincerely
accompany	community	equipped	individual	prejudice	soldier
according	competition	equipment	interfere	privilege	stomach
achieve	conscience	especially	interrupt	profession	sufficient
aggressive	conscious	exaggerate	language	programme	suggest
amateur	controversy	excellent	leisure	pronunciation	symbol
ancient	convenience	existence	lightning	queue	system
apparent	correspond	explanation	marvellous	recognise	temperature
appreciate	criticise	familiar	mischievous	recommend	thorough
attached	curiosity	foreign	muscle	relevant	twelfth
available	definite	forty	necessary	restaurant	variety
average	desperate	frequently	neighbour	rhyme	vegetable
awkward	determined	government	nuisance	rhythm	vehicle
bargain	develop	guarantee	occupy	sacrifice	yacht
bruise	dictionary	harass	occur	secretary	
category	disastrous	hindrance	opportunity	shoulder	
cemetery	embarrass	identity	parliament	signature	
committee	environment	immediate	persuade	sincere	

**2. Read as much as possible – write book reviews of your favourite books.**

**3. Write a diary entry every day.**

**4. Story-writing – prompts below:**

## Creative Writing Task:

### Advertising Your Town

Persuade your reader to take their next holiday to the place where you live.



## Creative Writing Task:

### The Titanic

Write a diary entry as though you are a member of the crew onboard the Titanic after it struck the iceberg.



# Creative Writing Task:

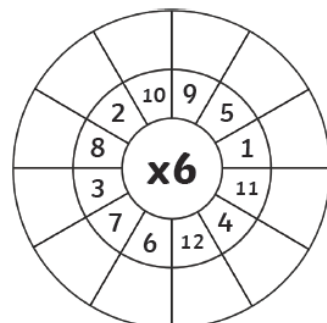
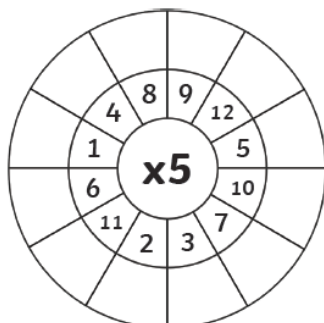
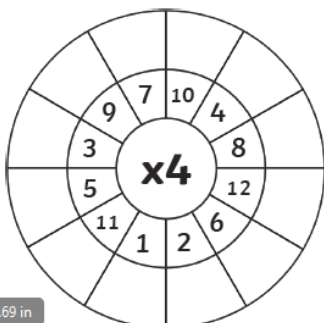
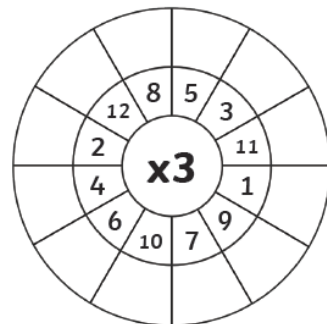
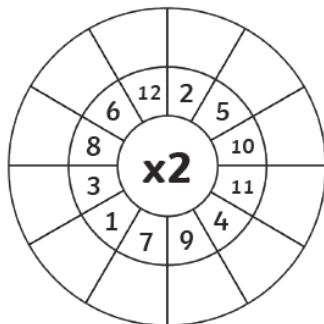
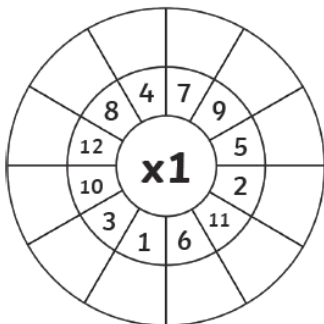
## Continue the Story

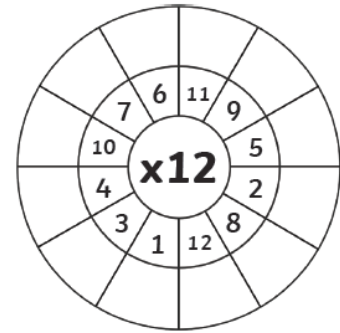
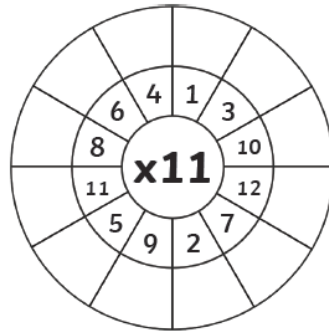
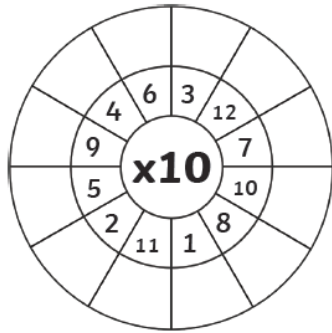
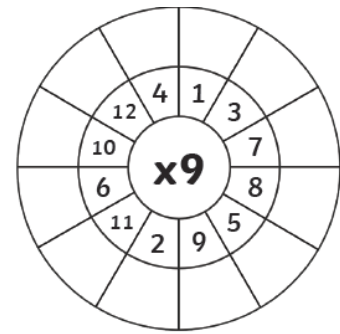
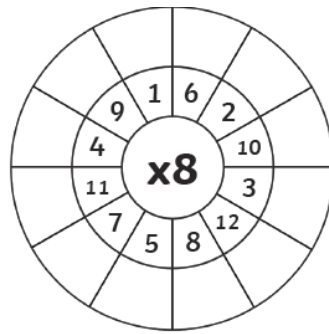
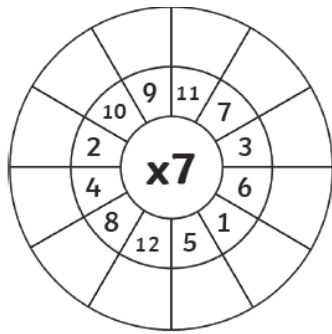
'It was only then that I realised that things were not quite as they seemed.' Continue the story.



## Maths

1. Times table rockstars – try to login every day if you can!
2. Create a time diary of the events of a day- work out how long each activity has taken!
3. Complete these x table wheels:





4. Create a maths board game involving a mix of addition, subtraction, multiplication and division. Make counters, a board and use some dice!

5. Play a game of Yahtzee!

*Yahtzee* Name \_\_\_\_\_

UPPER SECTION	HOW TO SCORE	GAME #1	GAME #2	GAME #3	GAME #4	GAME #5	GAME #6
<b>Aces</b> = 1	Count and Add Only Aces						
<b>Twos</b> = 2	Count and Add Only Twos						
<b>Threes</b> = 3	Count and Add Only Threes						
<b>Fours</b> = 4	Count and Add Only Fours						
<b>Fives</b> = 5	Count and Add Only Fives						
<b>Sixes</b> = 6	Count and Add Only Sixes						
<b>TOTAL SCORE</b>	→						
<b>BONUS</b> If total score is 63 or over	SCORE 35						
<b>TOTAL</b> Of Upper Section	→						
<b>LOWER SECTION</b>							
<b>3 of a kind</b>	Add Total Of All Dice						
<b>4 of a kind</b>	Add Total Of All Dice						
<b>Full House</b>	SCORE 25						
<b>Sm. Straight</b> Sequence of 4	SCORE 30						
<b>Lg. Straight</b> Sequence of 5	SCORE 40						
<b>YAHTZEE</b> 5 of a kind	SCORE 50						
<b>Chance</b>	Score Total Of All 5 Dice						
<b>YAHTZEE BONUS</b>	√ FOR EACH BONUS						
	SCORE 100 PER √						

## Geography





























1. Create a persuasive leaflet/poster encouraging people to visit a National Park – potentially the Lake District?
2. Make a model mountain out of any material you can find!

## History

1. Design an outfit for a Viking warrior – draw, and label your ideas.
2. Write a story about the day you attacked the British as a Viking. Give details of the battle!

## Science

1. Create a moon diary...draw the moon every night on the grid below and see how it changes!

Date: _____ Time: _____ 	Date: _____ Time: _____ 	Date: _____ Time: _____ 	Date: _____ Time: _____ 	Date: _____ Time: _____ 	Date: _____ Time: _____ 	Date: _____ Time: _____ 
Date: _____ Time: _____ 	Date: _____ Time: _____ 	Date: _____ Time: _____ 	Date: _____ Time: _____ 	Date: _____ Time: _____ 	Date: _____ Time: _____ 	Date: _____ Time: _____ 
Date: _____ Time: _____ 	Date: _____ Time: _____ 	Date: _____ Time: _____ 	Date: _____ Time: _____ 	Date: _____ Time: _____ 	Date: _____ Time: _____ 	Date: _____ Time: _____ 
Date: _____ Time: _____ 	Date: _____ Time: _____ 	Date: _____ Time: _____ 	Date: _____ Time: _____ 	Date: _____ Time: _____ 	Date: _____ Time: _____ 	Date: _____ Time: _____ 

2. Design a new planet. Draw and label it to describe what type of world you have created.

### Art/DT

1. Design a sock puppet of your favourite book character.
2. Draw a portrait of someone in your family.
3. Create and decorate an Easter card for someone in your family.

### PE

1. Create your own obstacle course and teach others how to use it.
2. Create your own catching and throwing game.
3. Keep active by dancing to music every day!